



HOMEheartbeat™

BROADBAND



 *Broadband Gateway Extender*

Custom Web Portal Overview

UNLIMITED ALERTS!

ACTIVE CONTROL!

REAL-TIME STATUS!

CUSTOMIZABLE
ALERT SCHEDULES!

... and more!

What is it?

With Home Heartbeat's base system, when you leave home, your HomeKey takes a snapshot of your home's status and then the system uses a phone line to "get out of the home" and send you text messages and emails when alerts happen.

With the addition of the Broadband Gateway Extender and a high-speed internet access, you don't need a phone line because now the system uses the internet to "get out of the home". In addition, the piece adds even more capabilities to your system, including: real-time monitoring from anywhere, customized alert schedules, unlimited alerts, active control, and more!

Real-time monitoring

Want to just check in on your home when you are away? Aren't sure if you closed the garage door? Want to know if everything is as it should be? It's always on. Just login to your custom portal from anywhere and see the status of your home in real-time.

Customized Alert Schedules

With standard Home Heartbeat, you can choose to always receive text messages and emails about alerts or just when you're away from home (when the HomeKey leaves the home). With your custom web portal, now you can setup multiple schedules of exactly when you want to receive alerts – and when you don't – without needing to carry the HomeKey with you when you leave home.

Unlimited Alerts

With standard Home Heartbeat, when the Base Station "dials out" to send you an alert (text message / email) it's counted as an alert. You get 200 alerts free with your system purchase and then can purchase more when you run out (500 Alerts for \$29.99). With your Broadband Gateway Extender, you get unlimited alerts included in your subscription package purchase (1 Year for \$99.99)

Active Control

With standard Home Heartbeat, you can control devices when you're in the home from your HomeKey. With the Broadband Gateway Extender, you can choose to close your water main from your office. In the future, there will be even more devices that will utilize this controllability.

Welcome

[My Home](#)[Edit My Preferences](#)[Help](#)[Log Out](#)

Show: Home View

My Neighborhood:

Mom's House

Eric's Bas

B

A

Create Device Group

Attention



Call Me

Standby for 3 hours

Remove Grouping

Kitchen



Utensil Drawer

Closed for 3 hours

Remove Grouping

Entry



Garage Door Sensor

Closed for 1 day

Remove Grouping

Basement



Water Valve

Closed for 41 seconds



Water Sensor

Wet for 43 seconds

Remove Grouping

System



Remove Grouping

D

Copyright ©2006 Eaton Electrical, Inc All rights Reserved

Home View

The Home View allows you to see your home's status in real-time from anywhere. It acts as the Homepage for your custom portal.

A

Create a Device Group – In this instance, Device Group's include Attention, Kitchen, Entry, Basement, and System. These groups will help you organize your page.

B

View Multiple Systems - Login to your portal and view all your different systems. Be aware of what your kids are doing at home and click your other tab to check-up on an elderly parent.

C

Active Control – With the portal, you can now begin to control devices. Currently, you can shut-off your home's water. In the future, you'll be able to turn appliances on or off and much more!

D











Customized View – Choose from either icon view (like "System") or detailed view (like "Entry"). You can also "drag and drop" your sensors from one group to another.

Welcome

[My Home](#) [Edit My Preferences](#) [Help](#) [Log Out](#)

Show: List View

My Neighborhood:

ICON	SENSOR NAME	CURRENT STATE	PREVIOUS STATE	GROUP
	Water Sensor	<u>Wet for 1 minute</u> Battery OK	Dry 2 hours ago	Basement
	Water Valve	<u>Closed for 1 minute</u>	Changing 1 minute ago	Basement
	Garage Door Sensor	<u>Closed for 1 day</u> Battery OK	Open 1 day ago	Entry
	Gateway Extender			System
	Home Key	Battery OK		System
	Gateway Extender			System
	Global CallMe			System
	Base Station	2 Alarms		System
	Utensil Drawer	<u>Closed for 3 hours</u> Battery OK	Opened 18 hours ago	Test
	Call Me	<u>Standby for 3 hours</u> Battery OK	Requested 18 hours ago	Attention

Copyright ©2006 Eaton Electrical, Inc All rights Reserved

List View

The List View allows you to see your home's status in real-time from anywhere. It provides the same information as the Home View, but in a List View.

A Current State – See the current status of a sensor/device and make sure the Battery (if applicable) is OK.

B Device Groups – Group your sensors so you can easily look to make sure all your “windows”, for example, are closed. This page (List View) will use the same grouping you created in Home View (previous page).

C Switch Views – Want to go back to Home View? Here's where you do it.

Welcome [Name] My Home Edit My Preferences Help Log Out Show:

My Neighborhood:

ICON	SENSOR NAME	CURRENT STATE	PREVIOUS STATE	GROUP
	Water Sensor	Wet for 2 minutes Battery OK	Dry 2 hours ago	Basement
	Water Valve	Closed for 2 minutes	Changing 2 minutes ago	Basement

A

sensor & control device editor [X]

Choose Name : [B]

or

Choose Custom Name:

Change Setting: [C]

Pick controllers:

- Water Sensor
- Garage Door Sensor
- Utensil Drawer
- Call Me

Use CTRL to select multiple sensors

Set In-Home Alarm State: [D]

Set "CallMe" Awareness State:

Device Editor

The broadband portal allows users to change sensor settings anytime, anywhere. It also give you more customization options than the base system.

A

Customize Sensor Settings – Use your custom portal to change your sensor settings. The box on the left appears when you click on the desired sensor’s icon.

B

Choose Name – Without the Broadband Portal, you’re limited to the preset names for a sensor on the HomeKey. Now you can choose from those, or name the sensor something more relevant to your life.

C

Control – Leave home on vacation and forget to shut off your main water line? Now you can find a computer anywhere and close it remotely. In the future, you’ll be able to control even more pieces!

D

Alarm Settings – Choose when you want to be alerted in the home and when you’re away by adjusting your “In-Home” and “CallMe” settings.

Welcome [Name] My Home Edit My Preferences Help Log Out Show:

My Neighborhood.

ICON	SENSOR NAME	CURRENT STATE	PREVIOUS STATE	GROUP
	Water Sensor	Wet for 15 minutes Battery OK	Dry 2 hours ago	Basement
	Water Valve	Closed for 15 minutes	Changing 15 minutes ago	Basement

Global CallMe X

Current Global CallMe Setting: Automatic Call Me Ignore advanced global callme settings when checked

Advanced Global CallMe Settings What is this?

Enable	Name	Setting	Days	Time	Delete
<input checked="" type="checkbox"/>	First Event	Automatic Call Me	Weekdays	9 :0 am	⊖
<input checked="" type="checkbox"/>	Second Event	Don't Call Me	Weekdays	7 :0 pm	⊖

click to add an advanced global callme setting

	Call Me	Standby for 3 hours Battery OK	Requested 18 hours ago	Attention
--	----------------	-----------------------------------	------------------------	-----------

CallMe Editor

With your custom portal, you can now setup "CallMe" schedules. So you can choose exactly when to receive alerts, without carrying your HomeKey.

A CallMe Setting – Home Heartbeat (base system) can always send you alerts, or send them only when the HomeKey is out of range (when "you're away"). Change this setting here and choose to ignore it if you want to setup a custom schedule (below).

B Alerting Schedule – Setup a custom schedule of when you want to receive alerts. For example, you may want to only receive alerts to your cell phone from 8am – 5pm on weekdays and only at night on the weekend.

C Enable Schedules – Going out of town for the week? Disable your "Don't Call Me" setting for the weekend with one click of your mouse. Then, when you return, simply switch it back again.

D Add Schedule – Is your life more complicated than just two event schedules? Add as many as you need to fit your busy life.

Welcome [Name] My Home Edit My Preferences Help Log Out Show:

ICON	SENSOR NAME	CURRENT STATE	PREVIOUS STATE	GROUP
	Water Sensor	Wet for 9 minutes Battery OK	Dry 2 hours ago	Basement
	Water Valve	Closed for 9 minutes	Changing 9 minutes ago	Basement

DEVICE ACTIVITY HISTORY X

Month Week Day < January 24, 2007 - January 24, 2007 >

WATER VALVE

X

Add Devices X

- Water Sensor
- Garage Door Sensor
- Utensil Drawer
- Call Me

Use CTRL to select multiple sensors add

+ click to add devices to view
Export Data

Copyright ©2006 Eaton Electrical, Inc All rights Reserved

View History

Analyze and understand your home's dynamics and trends or monitor a child or elderly parent's activities over a period of time.

- A** History Timeline – Choose from a Day, Week, or Month or history to be displayed. Then choose your exact time period.
- B** Sensor History – See when an event changed states throughout the day. Not sure when your kids got home last night? Want to make sure an elderly parent is OK. Now be sure at a glance.
- C** Add Devices – Add all of your devices to see what happened throughout your entire home during the previous day/week/month.
- D** Export Data – Click here and export your data to Excel. Then easily view your data and use this information to recognize trends in your home.